

Canister Lights


CL1 Series

- 3 1/4" Can Dia. X 2 7/8" High


Colors:

- Stocked: Black & Brass. Available: Chrome, Satin Chrome, Antique Brass, Brown, Almond & White

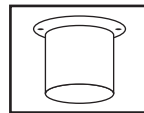
Mountings Available:



Adjustable Ring



Fixed Tab



Top Mounting Bracket

Bulbs Available:

- R14 25W Medium Base Incandescent, R14 40W Medium Base Incandescent, 40S11N 40W Intermediate Base Incandescent, and 35 PAR16 Medium Base Halogen



CL2 Series

- 3 1/4" Can Dia. X 2 7/8" High, 4 1/2" Flange Dia.

Colors:

- Stocked: Black & Brass. Available: Chrome, Satin Chrome, Antique Brass, Brown, Almond & White

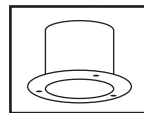
Mountings Available:



Adjustable Ring



Spring Clamp



Screw Hole In Flange

Bulbs Available:

- R14 25W Medium Base Incandescent, R14 40W Medium Base Incandescent, 40S11N 40W Intermediate Base Incandescent, and 35 PAR16 Medium Base Halogen




CL4 Series

- 3 1/4" Can Dia. X 3 3/4" High, 4 1/4" Flange Dia.

Colors:

- Stocked: Black & Brass. Available: Chrome, Satin Chrome, Antique Brass, Brown, Almond & White

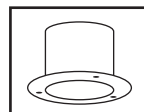
Mountings Available:



Adjustable Ring



Spring Clamp



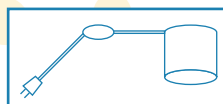
Screw Hole In Flange

Bulbs Available:

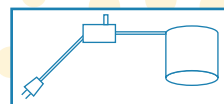
- 50 PAR20 Medium Base Halogen



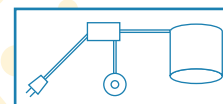
Light Controls Available:



In-Line Roll Switch

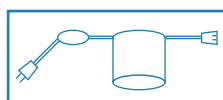


In-Line Push Switch

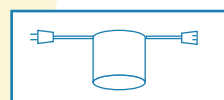


In-Line Touch Dimmer

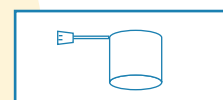
Configurations Available:



First Light of Series



Middle Light of Series



Last Light of Series

Cord Lengths to Customer Specifications